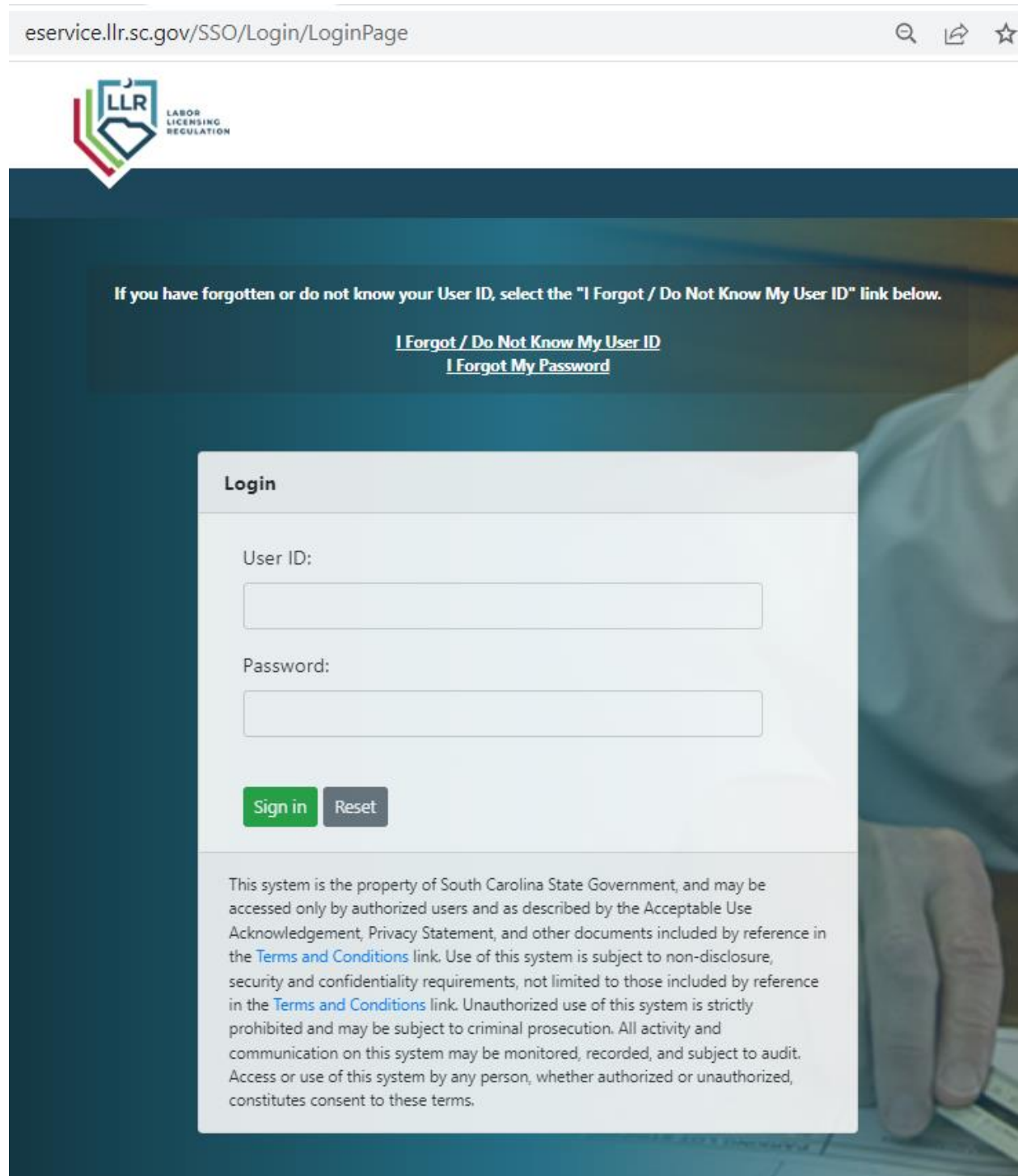



Document Submission Instructions

Before clicking on the below link to access Document Submission online services, you will need to have your UserID and password at hand. (Unless you're already logged in.) If you do not know your UserID or password, click on "I Forgot/Do Not Know My UserID" or "I Forgot My Password" to retrieve.

<https://eservice.llr.sc.gov/DocumentSubmission/>



eservice.llr.sc.gov/SSO/Login/LoginPage



If you have forgotten or do not know your User ID, select the "I Forgot / Do Not Know My User ID" link below.

[I Forgot / Do Not Know My User ID](#)
[I Forgot My Password](#)

Login

User ID:

Password:

[Sign in](#) [Reset](#)

This system is the property of South Carolina State Government, and may be accessed only by authorized users and as described by the Acceptable Use Acknowledgement, Privacy Statement, and other documents included by reference in the [Terms and Conditions](#) link. Use of this system is subject to non-disclosure, security and confidentiality requirements, not limited to those included by reference in the [Terms and Conditions](#) link. Unauthorized use of this system is strictly prohibited and may be subject to criminal prosecution. All activity and communication on this system may be monitored, recorded, and subject to audit. Access or use of this system by any person, whether authorized or unauthorized, constitutes consent to these terms.

After logging into online services, select Document Submission from the menu located on the left-hand side of the screen.

eservice.llr.sc.gov/SSO/

LLR
LABOR
LICENSING
REGULATION

Login Portal

Authenticated User
2/28/2023 1:09:20 PM

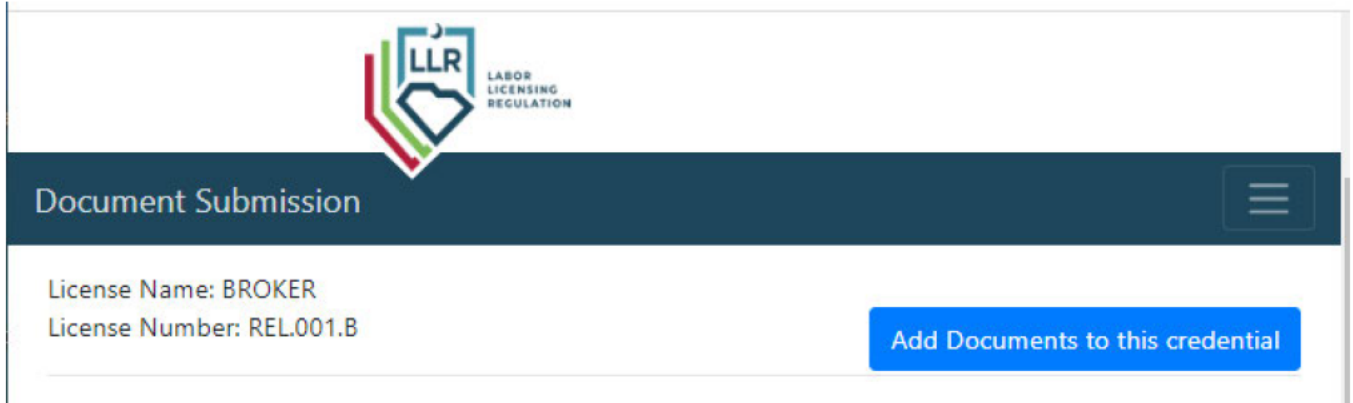
Welcome

Welcome to SCLLR Online Services.

LLR is proud to bring E-Government services to the licensees of South Carolina. Please use the index menu to the left to navigate to the desired application. If y

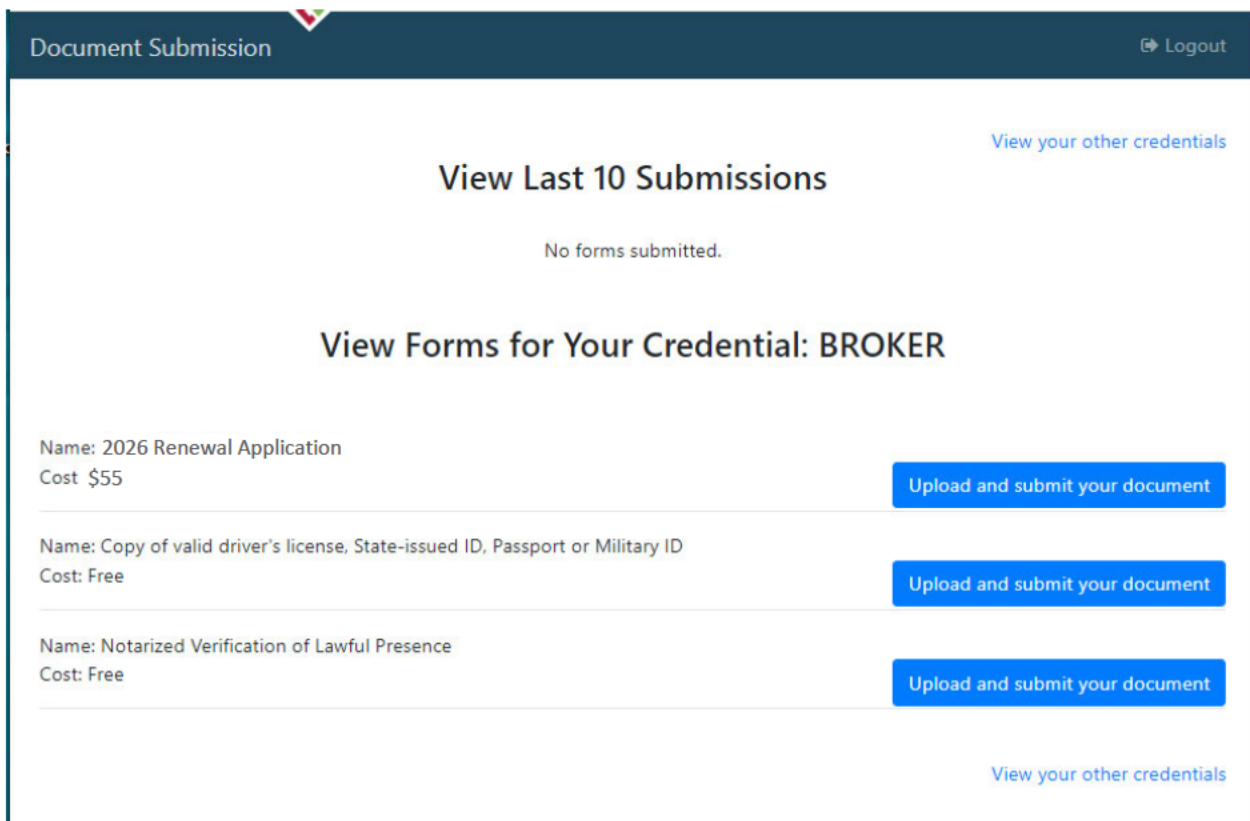
- Menu
- Welcome
- Change User Login Informa...
- Application Status
- Change of Address
- Online Verification
- Online Examinations
- Renew Your License
- Print License Card
- View Barber Hours
- Document Submission**
- Real Estate Online Transfer

Next located your license on the screen and select "Add Documents to this credential"



The screenshot shows the top section of a web application. At the top left is the logo for the Labor Licensing Regulation (LLR) department, featuring a shield with 'LLR' and 'LABOR LICENSING REGULATION' text. Below the logo is a dark blue header bar with the text 'Document Submission' on the left and a hamburger menu icon on the right. Underneath the header, the license information is displayed: 'License Name: BROKER' and 'License Number: REL.001.B'. To the right of this information is a prominent blue button labeled 'Add Documents to this credential'.

The next screen will list out the documents available for your license to access. For 2026 Renewal Application, click on the button "Upload and submit your document" adjacent to the listing for 2026 Renewal.



The screenshot displays the 'View Last 10 Submissions' section, which currently shows 'No forms submitted.' Below this is the 'View Forms for Your Credential: BROKER' section. It lists three document types for upload, each with a corresponding blue button: '2026 Renewal Application' (Cost: \$55), 'Copy of valid driver's license, State-issued ID, Passport or Military ID' (Cost: Free), and 'Notarized Verification of Lawful Presence' (Cost: Free). The page also includes a 'Logout' link in the top right corner and a 'View your other credentials' link at the bottom right.

After clicking on “Upload and submit your document”, you will see the below screen. You will need to download the 2026 Renewal Application.

- If submitting due to an answer of “Yes” on the Personal History section, you will need to upload an explanation and corresponding board order or court documents.
- If submitting a name change request, legal documentation of the name change must be uploaded in addition to the completed application.

After you upload the completed form and applicable documents, click “Submit”.

LLR LABOR LICENSING REGULATION

Document Submission

Instructions

Download the form. [Download](#)

Fill out the form.

Upload the completed form.

[Upload Form](#)

Click submit.

[Cancel](#) [Submit](#)

Once submitted, you will see an Upload Confirmation screen with a button to pay. The Commission office cannot access unpaid uploads. Applications must be paid prior to processing.



Upload Confirmation

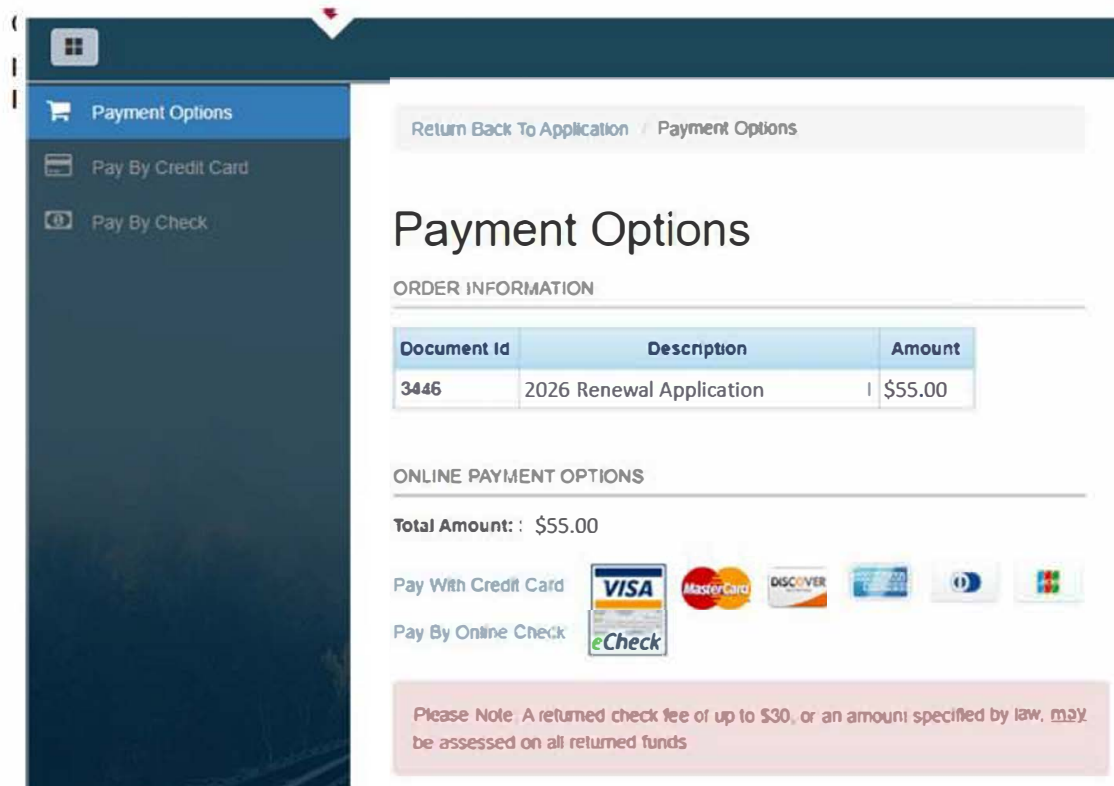
Your upload has been received today, Wednesday, June 2, 2021.

There is a \$55 fee associated with the document you have uploaded. Please click the "Pay Now" button below to complete the submission of your 2026 Renewal Application with the SC Real Estate Commission.

[Submit another Document for your Credential](#)

[Pay Now →](#)

After clicking "Pay Now", you will be redirected to the online payment portal (below). You have the option to pay with a credit card or online check.



The screenshot shows a payment portal with a dark blue header and a sidebar on the left. The sidebar contains a menu with the following items:

- Payment Options
- Pay By Credit Card
- Pay By Check

The main content area has a breadcrumb trail: [Return Back To Application](#) / [Payment Options](#). The title is "Payment Options".

ORDER INFORMATION

Document Id	Description	Amount
3446	2026 Renewal Application	\$55.00

ONLINE PAYMENT OPTIONS

Total Amount: : \$55.00

Pay With Credit Card

Pay By Online Check

The credit card options shown are VISA, MasterCard, DISCOVER, American Express, and Diners Club. The online check option is eCheck.

Please Note: A returned check fee of up to \$30, or an amount specified by law, may be assessed on all returned funds